

A graphic for a summer class catalog. It features a central blue square frame containing the text 'SUMMER 2022' in large white letters. To the left of the text is a cluster of yellow and orange dots. To the right is a stylized blue leafy plant. In the background, there is a large, faint, light blue illustration of a flower with yellow and orange petals and blue leaves. The entire graphic is set against a dark blue background.

SUMMER

ME R

20

22

CLASS  
CATALOG

*Artisan*  
and business center

---

**NORTHEAST**  
WI Technical College

## MISSION STATEMENT

The Artisan and Business Center promotes the production of art in the NWTC district as a means of fostering the creation of new job opportunities through the entrepreneurial model. NWTC seeks to provide technical and business training for aspiring and practicing artisans. The College promotes the appreciation and awareness of art through collaborative partnerships, year-round credit and non-credit classes, as well as open studio and studio rentals.

## OPEN STUDIO POLICY

Students actively enrolled in a class may use open studio to work on class projects at no additional fee. Open studio is subject to studio availability.

## REFUND POLICY

Class cancellation requests must be received seven (7) days prior to class start date to receive a refund. Class cancellation will be subject to a processing fee. No refunds will be issued after the seven-day cancellation deadline. Refunds will not be prorated.

**Please Note:** Classes must meet a minimum enrollment prior to the class start date. If a class does not meet the set minimum, the class will be cancelled, and you will receive notification via email. If the NWTC Artisan Center cancels your class, you will receive a full refund.

*For additional class information regarding supplies, tools, and prerequisites, please visit our website.*

Join us at the **NWTC Artisan and Business Center** for our upcoming summer season! We have classes for everyone and some new additions that might surprise you!

**01****SUMMER BLOCK 1**

JUNE 6 – JULY 1

**09****SUMMER BLOCK 2**

JULY 11 – AUGUST 5

**Contact**1417 Cedar Street | 920-544-5018 | [artisan.center@nwtc.edu](mailto:artisan.center@nwtc.edu)[nwtc.edu/ArtisanCenter](http://nwtc.edu/ArtisanCenter)

SUMMER BLOCK 1

JUNE 6 - JULY 1

01



# SUMMER BLOCK 1 | JUNE 6 – JULY 1



## Ceramics Fundamentals

\$120

Discover the world of clay with accomplished ceramics instructors! This class is geared toward learning the foundational techniques of handbuilding and basic wheel throwing with no experience required. Development of core building skills will have you creating functional pieces like cups, mugs, bowls, boxes, and vases in no time! During class, students will also be encouraged to explore the sculptural aspects of ceramics and taught principal finishing techniques for the variety of wares produced.

**C5101** 6/6 – 6/27  
**Keith Carter**  
Mondays  
5:30 p.m. – 8:30p.m.

**C5103** 6/8 – 6/29  
**Annie Stenseth**  
Wednesays  
1:30 p.m. – 4:30 p.m.



## Ceramics Intermediate

\$120

Are you loving ceramics and feeling ready to increase your abilities? Join our skilled Artisan Center Faculty in exploring methods to improve your existing foundational abilities and continue developing your pottery-making style! The professional instruction in this class is focused on surface treatment and more advanced construction and finishing techniques. Students will have the opportunity to create lidded vessels, bottles, vases, and more!

Prerequisite: Ceramics Fundamentals

**C5100** 6/6 – 6/27  
**Keith Carter**  
Mondays  
1:30p.m. – 4:30 p.m.

**C5104** 6/8 – 6/29  
**Scott Kissman**  
Wednesdays  
5:30 p.m. – 8:30 p.m.



## Raku Firing Class

Keith Carter | \$110

Follow our celebrated Ceramics instructors on a journey through history to experience the truly unique, time-honored tradition of Raku firing! During this class, students will construct their wares from a particular Raku clay and fire them by means of the chosen firing processes to achieve one-of-a-kind, random yet distinctive surfaces and colorations unique to Raku firing. This type of alternative firing is curious in the sense that it is very experimental and there is no fixed control over how the finish will come out. That is also what leaves everyone wanting more – the results are always a wonderful surprise!

Prerequisite: Ceramics Fundamentals

**C5105** 6/10 – 7/1  
Fridays  
9:30 a.m. – 12:30 p.m..



## Fused Glass Fundamentals

Annie Stenseth | \$150

Come experience what everyone is talking about! Learn about the specialized, foundational skills of glass fusing while creating both functional and decorative works of art. Fused Glass experts will focus on the education and support it takes to build your fused glass proficiency by demonstrating and assisting in your practice of several techniques. In this introductory class, Instructors will also cover studio safety, how to score and break glass, assembly, kiln firing, and finishing techniques. Students will have the opportunity to complete six individual fused glass projects!

**G5400** 6/6 – 6/27  
Mondays  
5:30 p.m. – 8:30 p.m.

## SUMMER BLOCK 1 | JUNE 6 – JULY 1



### Glass Suncatcher

Annie Stenseth | \$45

Whether you're an experienced glass fuser or have never heard of fused glass, this workshop is a great opportunity to create a colorful six-inch round suncatcher. Starting with a clear base of glass, you will add embellishments as design elements to create your piece. You can be very abstract in your approach or pay close attention to the shapes and cut your glass to fit your design. Either way, these make unique window art. Join this two hour class and learn to break glass safely to arrange pieces in a design that will be fused together in a kiln.

**G5402 6/7**  
Tuesday  
6:00 p.m. – 8:00 p.m.



### Glass Pocket Vase

Annie Stenseth | \$50

Join this workshop to create a one of a kind fused glass pocket vase to decorate your home. Use fiber paper between layers of clear glass to create a pocket in your fused glass design. Learn to break glass safely to arrange pieces in a design that will be fused together in a kiln to create a one of a kind piece of art. All experience levels are welcome!

**G5403 6/14**  
Tuesday  
6:00 p.m. – 8:00 p.m.



### Book Arts Sampler

Gena Selby | \$170

Explore techniques for making paper and creating unique designs on paper. Then, create a handmade artist book with your one of a kind papers. Two classes for papermaking, two classes for paper surface design, and two classes for making book structures.

**W5501 6/13 – 6/29**  
Mondays & Wednesdays  
1:30 p.m. – 4:30 p.m.



### Natural & Synthetic Dyeing

Dierdra Stary | \$160

Explore Mother Nature's riches by using items found in your own yard. Natural dyeing is a great way to create unique fabrics, gifts, and so much more. Black walnuts, blackberries, tree bark, golden rod, and other plants will be in the lab for us to dye with. We will also be creating an Indigo Dye Bath. We will also be looking at Synthetic Dyes and using them to dye fabrics, gifts, and much more.

**MM5902 6/10 – 6/25**  
Fridays & Saturdays

6/10 1-4pm

6/11 9am-1pm

6/24 1-4pm

6/25 9am-1pm

# SUMMER BLOCK 1 | JUNE 6 - JULY 1



## Longarm Fundamentals

Dierdra Stary | \$180

Experience how adding longarm quilting can greatly enhance the look and design of your quilts and sewing projects! Skilled Longarm instructors will discuss the motivations for using a longarm quilting machine and guide you through the processes of learning to sew with one. The primary focus of this foundational class is on education and support to empower confident artisan operation of our professional grade longarm quilting machines. By working on your own fabric and/or quilt tops you'll have the opportunity to complete a quilt during this class!

**F5800 6/8 - 6/29**

Wednesdays  
1:30 p.m. - 4:30 p.m.



## Jewelry Fundamentals

Julian Laurich | \$135

Delve into small-metal and jewelry fabrication under the guidance of knowledgeable instructors! With a focus on equipment safety, tool identification, and material knowledge, Instructors will encourage skill development of foundational metalsmithing techniques. During class, students will learn how to saw, file, drill, pierce, solder, form rings, and perform multiple construction approaches. Using the techniques practiced in class, students will design and create an original pendant!

**J5200 6/8 - 6/29**

Wednesdays  
5:30 p.m. - 8:30 p.m.



## Basic Enameling

Barbi Gossen | \$80

Work with master enamel instructors to discover the art of fusing glass to metal, no experience required! After a basic introduction to enamel sifting techniques, you'll be on your way to creating a truly unique piece of metalwork. Students will learn a variety of foundational techniques for enamel application using powdered and wet process enamels, how to kiln-fire their piece between layers, and options to finish enameled artworks. Utilizing the tools and techniques taught throughout the class, students will apply their skills to produce an enameled image or interesting texture to enhance their final metal creation.

**J5201 6/9 - 6/16**

Thursdays  
5:30 p.m. - 8:30 p.m.



## Pyrography (Woodburning) Fundamentals

Jennifer Frisch | \$110

Study the art of woodburning in this hands-on foundational class! Experienced pyrography instructors will lead you through the process from start to finish and you'll leave with your samples, small practice projects, and a uniquely created piece of woodburned art! With a focus on safety and basic skills to build on, the easy-to-follow instruction will include getting to know the woodburning tool itself and will guide you through skill-building exercises before starting on your final piece. During this class you will experience a variety of wood types to burn on, practice using several woodburning tips to produce multiple effects and learn how to add color and finishing touches. There will be an emphasis on tools and techniques suitable for home practice, so register now and be inspired to start a new hobby!

**MM5902 6/8 - 6/29**

Wednesdays  
5:30 p.m. - 8:30 p.m.

# SUMMER BLOCK 1 | JUNE 6 – JULY 1



## Woodturning Fundamentals

Kelly Bresnahan | \$160

Delight in the captivating handicraft of woodturning! We encourage you to join our exceptional woodturning instructors in learning to develop a solid, hands-on, foundational education of woodturning, no experience required! Students will learn about the basic equipment, specific tools, and techniques used in woodturning while turning their first samples. With a focus on lathe safety, supply and tool selection, cutting techniques, and tool sharpening skills, instructors will walk you through the steps to rough turn square stock, form a tenon, and cut grooves, beads, and coves to create spindle-turned projects.

**W5501 6/6 – 6/22**  
Mondays & Wednesdays  
5:30p.m. – 8:30p.m



## Woodturning Intermediate

Pete Schuh | \$160

Build on your foundational woodturning skills with practice in bowl turning techniques! Experienced instructors will focus on teaching you the proper methods of mounting bowl blanks and how to turn bowl forms using a bowl gouge, scraper, and parting tools, all while observing safe woodturning practices. During this class, students will have the opportunity to form projects from both green and dry wood, as well as fashion a natural-edge bowl. Students will also learn about harvesting, cutting, and storing their own green wood supply, tool sharpening techniques, and finishing practices to skillfully complete projects.

Prerequisite: Woodturning Fundamentals

**W5500 6/6 – 6/22**  
Mondays & Wednesdays  
1:30 p.m. – 4:30 p.m.



## Segmented Woodturning

Gerry Jensen | \$95

If you already have foundational woodturning skills, this intermediate class is recommended to continue advancement in your skillset! During this class, students will learn the basics of segmented woodturning design and construction. Instructors will guide the creation of a specialized sled to use for cutting uniform segments and teach proper technique for assembly and shaping. Students will have the opportunity to complete a decorative bowl. Though we supply the equipment needed, students are permitted to bring and use their personal woodturning tools for class.

Prerequisite: Woodturning Fundamentals

**W5502 6/9 – 6/20**  
Thursdays  
5:30 p.m. – 8:30 p.m.



## Welded Garden Critters

Annie Stenseth | \$50

Use your creativity to combine recycled steel objects into one of a kind metal sculptures. Use an angle grinder with a variety of wheels to cut and grind metal into shapes that fit your design. Then use a MIG welder to attach your pieces together. Bring your imagination and wear natural fiber clothes to join in creating one of a kind metal critters to sit in a flowerbed or insects to be welded to a stake. Workshop will include discussion on at home finishing options.

**M5600 6/21**  
Tuesday  
5:30 p.m. – 8:30 p.m.



## SUMMER BLOCK 1 | JUNE 6 – JULY 1



### Youth Ceramics: Handbuilding

**AGES 13-18**

Keith Carter | \$120

Slab, pinch pot and coil your way to learning hand building techniques in clay, along with experimenting in combining texture and glazing techniques for a truly unique piece.

**C5113 6/7 – 6/28**  
Tuesdays  
1:30 p.m. – 4:30 p.m.



### Youth Ceramics: Wheel Throwing

**AGES 8-12**

Keith Carter | \$120

Participate in this class to develop your wheel-throwing skills! Students will create functional pottery and explore glaze application.

**C5102 6/7 – 6/28**  
Tuesdays  
9:30 a.m. – 12:30 p.m.



### Youth Ceramics Pinch Pot Creatures

**AGES 6+**

Annie Stenseth | \$50

Have fun squishing clay to create one of a kind art pieces! Learn to use basic handbuilding techniques to sculpt an assortment of curious clay creatures.

After sculpting your creature add color to it with a variety of underglazes. Enjoy your pinch pot creation after a kiln firing.

**C5114 6/9**  
Thursday  
10:00 a.m. – 12:00 p.m.

Apply Today!

# Residency

PROGRAM

## About the Residency Program

The Residency Program was established to provide up to 5 artists each year with more educational opportunities and experiences to grow their arts-based business and encourage entrepreneurship in the arts.

The program is open to all visual artists starting or growing their arts-based business located in Northeast Wisconsin. There is no cost to apply or participate in the program.

### As part of the program, NWTTC offers:

- Web & Social Media Features
- Creative Business Seminars
- Job Shadowing Experience
- Exhibition for Residency Artists
- 1 Free Class at the Artisan Center
- Additional Open Studio time
- Artwork features on marketing materials
- Professional photos of artwork
- Featured at local events



GROW YOUR ARTS-BASED BUSINESS!

APPLICATION OPENS 6/17/2022 - APPLICATION CLOSES 7/22/2022 - COHORT 2023 ANNOUNCED 8/5/2022



kendra  
bilotto

sadie  
cheyenne

miwako 'binky'  
heverly

tania  
nelson

chris  
rugowski




Exhibit Location: The Art Garage – 1400 Cedar Street | Green Bay, WI  
Exhibition Dates: June 30th – July 30th, 2022  
Opening Reception: Thursday, July, 7th from 5-5pm

[NWTC.EDU/ARTISANCENTER](http://NWTC.EDU/ARTISANCENTER)

SUMMER BLOCK 2  
JULY 11 - AUG 5

99



## SUMMER BLOCK 2 | JULY 11 – AUGUST 5



### Ceramics Fundamentals

Keith Carter | \$120

Discover the world of clay with accomplished ceramics instructors! This class is geared toward learning the foundational techniques of handbuilding and basic wheel throwing with no experience required. Development of core building skills will have you creating functional pieces like cups, mugs, bowls, boxes, and vases in no time! During class, students will also be encouraged to explore the sculptural aspects of ceramics and taught principal finishing techniques for the variety of wares produced.

**C5106** 7/11 – 8/1  
Mondays  
1:30 p.m. – 4:30 p.m.

**C5110** 7/13 – 8/3  
Wednesdays  
5:30 p.m. – 8:30 p.m.



### Ceramics Intermediate

\$120

Are you loving ceramics and feeling ready to increase your abilities? Join our skilled Artisan Center Faculty in exploring methods to improve your existing foundational abilities and continue developing your pottery-making style! The professional instruction in this class is focused on surface treatment and more advanced construction and finishing techniques. Students will have the opportunity to create lidded vessels, bottles, vases, and more!

Prerequisite: Ceramics Fundamentals

**C5107** Keith Carter  
7/11 – 8/1  
Mondays  
5:30 p.m. – 8:30 p.m.

**C5109** Annie Stenseth  
7/13 – 8/3  
Wednesdays  
1:30 p.m. – 4:30 p.m.



### Raku Firing Class

Keith Carter | \$110

Follow our celebrated Ceramics instructors on a journey through history to experience the truly unique, time-honored tradition of Raku firing! During this class, students will construct their wares from a particular Raku clay and fire them by means of the chosen firing processes to achieve one-of-a-kind, random yet distinctive surfaces and colorations unique to Raku firing. This type of alternative firing is curious in the sense that it is very experimental and there is no fixed control over how the finish will come out. That is also what leaves everyone wanting more – the results are always a wonderful surprise!<br>Bring your ideas and creativity

**C5111** 7/15 – 8/5  
Fridays  
9:30 a.m. – 12:30 p.m.



### Urban Sketchers

Karen Krebsky | \$104

Get out of the classroom and out of your comfort zone to bring your landscapes to a whole new level! In this class you will meet in various locations around Green Bay and explore the beauty of your surroundings. Hone your skills in detailing the characteristics of the city.

**D5301** 7/11 – 8/1  
Mondays  
1:30 p.m. – 4:30 p.m..



## Woodturning Fundamentals

Kelly Bresnahan | \$160

Delight in the captivating handicraft of woodturning! We encourage you to join our exceptional woodturning instructors in learning to develop a solid, hands-on, foundational education of woodturning, no experience required! Students will learn about the basic equipment, specific tools, and techniques used in woodturning while turning their first samples. With a focus on lathe safety, supply and tool selection, cutting techniques, and tool sharpening skills, instructors will walk you through the steps to rough turn square stock, form a tenon, and cut grooves, beads, and coves to create spindle-turned projects.

**W5503 7/11 – 7/27**  
Mondays & Wednesdays  
1:30 p.m. – 4:30 p.m.



## Woodturning Intermediate

Pete Schuh | \$160

Build on your foundational woodturning skills with practice in bowl turning techniques! Experienced instructors will focus on teaching you the proper methods of mounting bowl blanks and how to turn bowl forms using a bowl gouge, scraper, and parting tools, all while observing safe woodturning practices. During this class, students will have the opportunity to form projects from both green and dry wood, as well as fashion a natural-edge bowl. Students will also learn about harvesting, cutting, and storing their own green wood supply, tool sharpening techniques, and finishing practices to skillfully complete projects.

Prerequisite: Woodturning Fundamentals

**W5500 6/6 – 6/22**  
Mondays & Wednesdays  
1:30 p.m. – 4:30 p.m.



## Woodturned Cocktail Muddler

Kelly Bresnahan | \$30

Try your hand at woodturning in this introductory spindle turning class! Being open to all skill levels with no experience required, students will begin their learning with safety, equipment and tool introduction, and the technical basics of woodturning. Our exceptional instructors will provide demonstration and assistance as you work toward creating your very own cocktail muddler to take home at the end of class! If you enjoy this experience, you'll love our hands-on Woodturning Fundamentals class that takes a much deeper look at the handicraft and joy of woodturning.

**W5506 7/26**  
Tuesday  
5:30 p.m. – 8:30 p.m.



## Woodturned Pens

Gerry Jensen | \$52

Discover the fun and excitement of turning on a wood lathe! This brief introductory course is a true taste of operating a wood lathe and handling some of the basic woodturning tools. Instructors will guide you through turning a wood blank into something practical yet unique that will surely spark inspiration and creativity at any experience level. During this class, students will have the opportunity to design, shape, and complete a decorative writing instrument from start to finishing polish!

**W5505 7/14 – 7/21**  
Thursdays  
5:30 p.m. – 8:30 p.m.

## SUMMER BLOCK 2 | JULY 11 – AUGUST 5



### Pyrography (Woodburning)


Jennifer Frisch | \$110

Study the art of woodburning in this hands-on foundational class! Experienced pyrography instructors will lead you through the process from start to finish and you'll leave with your samples, small practice projects, and a uniquely created piece of woodburned art! With a focus on safety and basic skills to build on, the easy-to-follow instruction will include getting to know the woodburning tool itself and will guide you through skill-building exercises before starting on your final piece. During this class you will experience a variety of wood types to burn on, practice using several woodburning tips to produce multiple effects and learn how to add color and finishing touches. There will be an emphasis on tools and techniques suitable for home practice, so register now and be inspired to start a new hobby!

**MM5903 7/11 – 8/1**

Mondays

5:30 p.m. – 8:30 p.m.



### Fused Glass Intermediate

Annie Stenseth | \$200

Did you let yourself fall in love with glass fusing and now crave more experience? Join Fused Glass Instructors in working to refine your glass fusing and slumping skills by building on your foundational techniques in this intermediate class. The focus will be to gain knowledge and skill in all phases of fused glass work. Students will explore more advanced glass fusing approaches that require multiple firings, while learning bubble control and cold work. Instructors will educate students on methods to further enhance the complexity of their designs, such as cutting curvilinear shapes, thoughtful color selection, and pattern development techniques. Students will have the opportunity to produce six individual pieces of medium to large scale throughout the course of six weeks!

Prerequisite: Fused  
Glass Fundamentals

**G5401 7/11 – 8/1**

Mondays

5:30 p.m. – 8:30 p.m.



### Glass Suncatcher

Annie Stenseth | \$45

Whether you're an experienced glass fuser or have never heard of fused glass, this workshop is a great opportunity to create a colorful six inch round suncatcher. Starting with a clear base of glass, you will add embellishments as design elements to create your piece. You can be very abstract in your approach or pay close attention to the shapes and cut your glass to fit your design. Either way, these make unique window art. Join this two hour class and learn to break glass safely to arrange pieces in a design that will be fused together in a kiln.

**G5404 7/12**

Tuesday

2:00 p.m. – 4:00 p.m.



### Glass Pocket Vase

Annie Stenseth | \$50

Are you interested in learning how to draw but feeling hesitant about your lack of proficiency? Let us assure you that this class is perfect for beginners and those who identify as a total non-drawer! Instruction will focus on gradually building foundational techniques and skills with the use of basic drawing materials to explore the concept of the visual alphabet: a set of simple lines, angles, and shapes, used when learning to draw. The drawing progression teaching approach will cultivate your creative abilities and teach you how to apply this foundational knowledge to your personal artwork well beyond class end!

**G5405**

**7/19**

Tuesday

2:00 p.m. – 4:00 p.m.

## SUMMER BLOCK 2 | JULY 11 – AUGUST 5



### Jewelry Fundamentals

Julian Laurich | \$135

Delve into small-metal and jewelry fabrication under the guidance of knowledgeable instructors! With a focus on equipment safety, tool identification, and material knowledge, Instructors will encourage skill development of foundational metalsmithing techniques. During class, students will learn how to saw, file, drill, pierce, solder, form rings, and perform multiple construction approaches. Using the techniques practiced in class, students will design and create an original pendant!

**J5202 7/13 – 8/3**

Wednesdays  
5:30 p.m. – 8:30 p.m.



### Longarm Fundamentals

Dierdra Stary | \$180

Longarm Orientation & Longarm Pantograph Classes are combined into one and presented to you as Longarm Fundamentals! Experience how adding longarm quilting can greatly enhance the look and design of your quilts and sewing projects! Skilled Longarm instructors will discuss the motivations for using a longarm quilting machine and guide you through the processes of learning to sew with one. The primary focus of this foundational class is on education and support to empower confident artisan operation of our professional grade longarm quilting machines. By working on your own fabric and/or quilt tops you'll have the opportunity to complete a quilt during this class!

**F5801 7/13 – 8/3**

Wednesdays  
5:30 p.m. – 8:30 p.m.



### Natural & Synthetic Dyeing

Dierdra Stary | \$160

Explore Mother Nature's riches by using items found in your own yard. Natural dyeing is a great way to create unique fabrics, gifts, and so much more. Black walnuts, blackberries, tree bark, golden rod, and other plants will be in the lab for us to dye with. We will also be creating an Indigo Dye Bath. We will also be looking at Synthetic Dyes and using them to dye fabrics, gifts, and much more.

**MM5903**

Fridays & Saturdays  
7/22 1-4pm

7/23 9am-1pm

7/29 1-4pm

7/30 9am-1pm



### Book Arts Sampler

Gena Selby | \$170

Explore techniques for making paper and creating unique designs on paper. Then, create a handmade artist book with your one of a kind papers. Two classes for papermaking, two classes for paper surface design, and two classes for making book structures.

**MM5901 7/11 – 7/27**

Mondays & Wednesdays  
1:30 p.m. – 4:30 p.m.





## Welded Garden Critters

Annie Stenseth | \$50

Use your creativity to combine recycled steel objects into one of a kind metal sculptures. Use an angle grinder with a variety of wheels to cut and grind metal into shapes that fit your design. Then use a MIG welder to attach your pieces together. Bring your imagination and wear natural fiber clothes to join in creating one of a kind metal critters to sit in a flowerbed or insects to be welded to a stake. Workshop will include discussion on at home finishing options.

**M5601 7/26**  
Tuesday  
1:30 p.m. – 4:30 p.m.



## Youth Ceramics: Slab-Rolled Castles

AGES 8+

Annie Stenseth | \$50

Learn to use basic handbuilding techniques to build a castle fit for a queen or king! Use a slab roller to make slabs to use as the walls of your castle. Then use your creativity to handbuild onto your castle tower - add beautiful flowers, fun textures, or even a fiery dragon.

After sculpting your castle add color to it with a variety of underglazes. Enjoy your creation after a kiln firing.

**C5115 7/14**  
Thursday  
10:00 a.m. – 12:00 p.m.



## Youth Ceramics: Wheel Throwing

AGES 8-12

Keith Carter | \$120

Participate in this class to develop your wheel-throwing skills! Students will create functional pottery and explore glaze application!

**C5108 7/12 – 8/2**  
Tuesdays  
9:30 a.m. – 12:30 p.m.



## Youth Ceramics: Handbuilding

AGES 2-12

Keith Carter | \$120

Slab, pinch pot and coil your way to learning hand building techniques in clay, along with experimenting in combining texture and glazing techniques for a truly unique piece.

**C5112 7/12 – 8/2**  
Tuesdays  
1:30 p.m. – 4:30 p.m.

# SUMMER

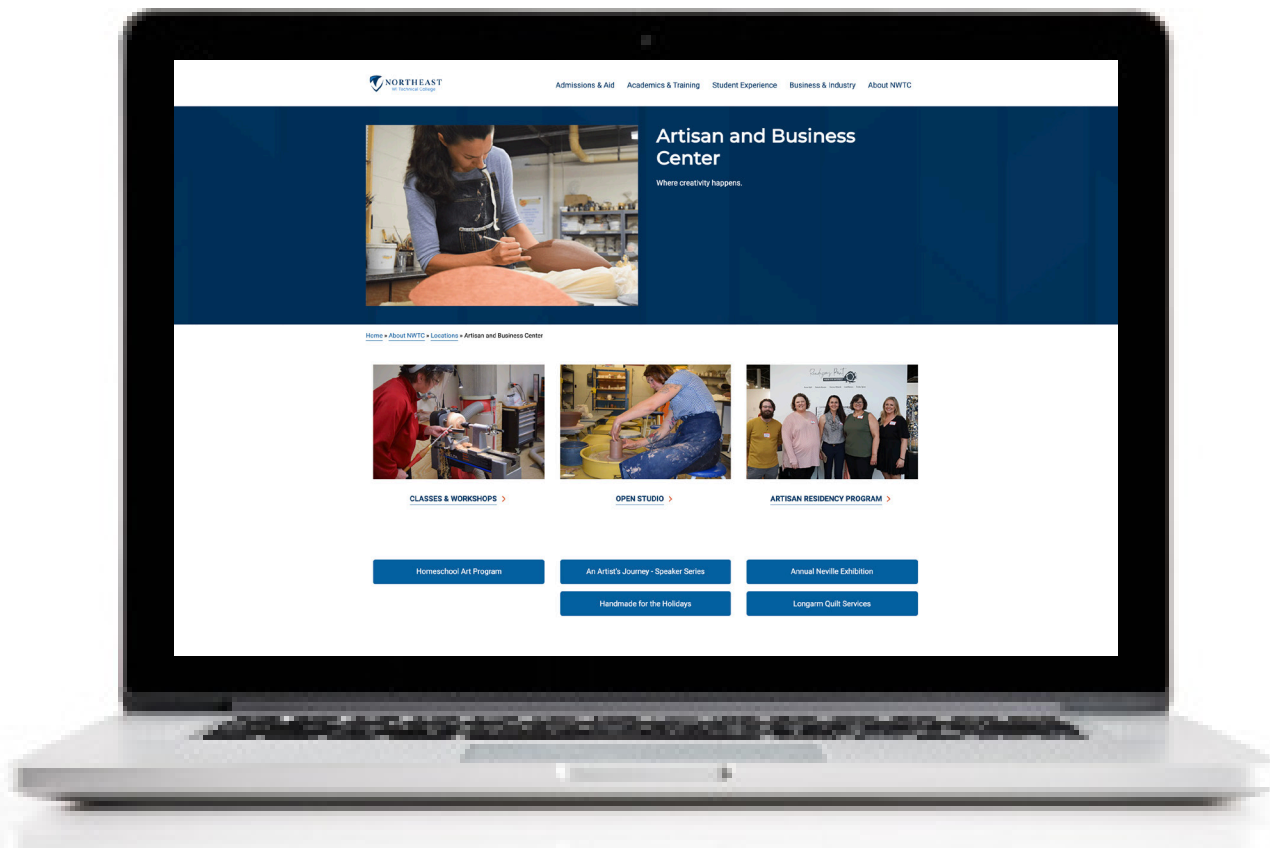
## REGISTRATION 2022

Class Registration for  
Summer 2022 is open!

**REGISTER ONLINE - IT'S EASY:** [nwtc.edu/ArtisanCenter](http://nwtc.edu/ArtisanCenter)

Click on a studio within Classes & Workshops, select the classes you'd like, and follow the steps to complete the registration. You'll receive a confirmation email and receipt.

If you would like assistance with registration, please call us at 920-544-5018.





Nicolet Elementary School

Nicolet Park

University Ave

Mi Tierra Food Market

Dairy Queen (Treat)

E Main St

NWTC Artisan and Business Center

Flowerama

Art Garage

TNT Crust, (Cedar Location)

East River

East River Trail

St Clair St

St Clair St

Morrow St



**Artisan**  
and business center | **NORTHEAST**  
WI Technical College

NWTC does not discriminate on the basis of age, race, color, disability, sex, gender, sexual orientation, gender identity, national origin or other protected classes. Inquiries regarding the College's nondiscrimination policies may be directed to the Chief Officer for Diversity, Equity and Inclusion at 920-498-6826 or [equity@nwtc.edu](mailto:equity@nwtc.edu).

project# initials month/year